

LIST OF APPENDICES

APPENDIX 1	PROJECT DESCRIPTION
APPENDIX 2	DISBURSEMENT AGREEMENT (TEMPLATE)
APPENDIX 3	MONITORING REPORTS (TEMPLATE)
APPENDIX 4	TECHNICAL INDICATORS

APPENDIX 1

PROJECT DESCRIPTION

I.	F/P :	1725 (2010)
	Borrower:	Republic of Croatia
	Approval by the Administrative Council:	18 November 2010
	Amount approved:	EUR 6 480 000

II.	Intervention area(s):	Infrastructure of administrative and judicial public services		
	Planned works:	Extension and rehabilitation of the Zagreb prison.		
	Location:	Zagreb		
	Estimated total eligible cost of the Project (net of VAT and other taxes):	EUR 13 100 000		
	Indicative cost breakdown:	<i>Uses</i>	EUR million	In % of total cost
		Studies, Supervision, PIU	1.6	12
		Construction costs for the extension	8.7	66
		Rehabilitation costs for the existing building	1.9	15
		Equipment and furniture	0.9	7
		TOTAL	13.1	100
	Financing plan::	Expected financing plan for the Project: CEB loan: 49.5 % Borrower's own funds: 50.5 %		

Progress of works at the time of Loan application:	Less than 40%
Schedule of works:	2012-2013
Anticipated Project Completion Date	31/12/2013
Closing Date	30 June 2014
Specific conditions	Prior to the first disbursement, the PIU should be fully functional and adequately staffed in accordance with CEB's recommendations during appraisal.

III. Criteria of eligibility: (by intervention area)	The Borrower shall comply with the eligibility criteria set out in CEB's Loan Policy. The Project is eligible under the following sector of action: "Infrastructure of administrative and judicial public services"
---	---

IV. Technical indicators	As per Appendix 4.
--------------------------	--------------------

V. Social effects: (by intervention area)	The Project should contribute to improve the organisation and functioning of the country's administrative and judicial public services by expanding its prisoner care capacity and by implementing European Prison Rules' standards in prison infrastructure and prisoner care. About 930 prisoners/detainees are expected to benefit directly from refurbished and new facilities, with expected long-term positive impacts on the country at large.
--	---

APPENDIX 2

DISBURSEMENT AGREEMENT (TEMPLATE)

APPENDIX 2a

DISBURSEMENT AGREEMENT FOR A FIXED RATE LOAN (TEMPLATE)

F/P [number] –[number] Tranche

DISBURSEMENT AGREEMENT

To the Framework Loan Agreement dated [date]

Between

[Borrower's name]

(hereinafter called the "Borrower")

And

THE COUNCIL OF EUROPE DEVELOPMENT BANK

(hereinafter called “CEB”)

The present *Disbursement Agreement* and the Framework Loan Agreement determine the terms and conditions agreed upon for the [number] Tranche in reference to article [number] of the said Framework Loan Agreement.

Loan Amount	[currency and amount]
Maturity	[number] -year final maturity with a [number] year grace period [or (number) -year bullet]
Fixed Interest Rate	[number percent] [net] per annum
Interest Payment	Semi-annually/Annually in arrears
Day-Count-Fraction	30/360 unadjusted, Modified Following Business Day Convention
Business Day	As defined in the Framework Loan Agreement
Disbursement Date	[date]
Payment Instructions (Borrower)	Account number [number] of [name of Bank and city]. SWIFT CODE : [cipher] via [name correspondent bank and city] SWIFT CODE : [cipher]
Payment Instructions (CEB)	As per Art. 3.4 of Framework Loan Agreement

Payments for interest and principal will be made in accordance with the attached Schedule of Repayments. Whereas interest will be paid for the first time on [date], principal will be repaid for the first time on [date].

All payments shall be made to CEB’s account according to the Payment Instructions (CEB) described above.

These provisions are subject to the agreement “Modified Following Business Day Convention”, the definition of which is to be found in the Framework Loan Agreement, signed between CEB and the Borrower on [date].

The present Disbursement shall enter into force upon signature by the CEB and the Borrower.

[City, date]

[City, date]

For [Borrower’s name]

For the Council of Europe Development Bank

APPENDIX 2b

DISBURSEMENT AGREEMENT FOR A FLOATING RATE LOAN (TEMPLATE)

F/P [number] – [number] Tranche

DISBURSEMENT AGREEMENT

To the Framework Loan Agreement dated [date]

Between

[*Borrower's name*]

(hereinafter called the "Borrower")

And

THE COUNCIL OF EUROPE DEVELOPMENT BANK

(hereinafter called "CEB")

The present *Disbursement Agreement* and the Framework Loan Agreement determine the terms and conditions agreed upon for the [*number*] Tranche in reference to article [*number*] of the said Framework Loan Agreement.

Loan Amount	[<i>currency and amount</i>]
Maturity	[<i>number</i>] -year final maturity with a [<i>number</i>] years grace period [<i>or (number) –year bullet</i>]
Floating Interest Rate	EURIBOR 3 or 6 months plus or less [<i>number</i>] basis points per annum (Reuters [<i>reference</i>])
Interest Payment	Quarterly/Semi-annually in arrears
Day-Count-Fraction	Actual/360, Modified Following Business Day Convention
Business Day	As defined in the Framework Loan Agreement
Disbursement Date	[<i>date</i>]
Payment Instructions (Borrower)	Account number [<i>number</i>] of [<i>name of Bank and city</i>], SWIFT CODE : [<i>cipher</i>] via [<i>name correspondent bank and city</i>] SWIFT CODE : [<i>cipher</i>]
Payment Instructions (CEB)	As per Art. 3.4 of Framework Loan Agreement

[*Insert as appropriate*]

{*Text for EURIBOR base rate and amortising loan structure*

The interest rate will be calculated for each [*number*] month period, starting from the date of the disbursement date. The interest will be fixed two working days prior to each new interest period. CEB will inform the Borrower about the interest payable every [*number*] months. The interest payment will take place on [*day, month*]³ every year, and for the first time on [*date*]. [*list the repayment dates and the principal amount due for each date*]

{*Text for EURIBOR base rate and bullet structure*

The interest rate will be calculated for each [*number*] month period, starting from the date of the disbursement date. The interest will be fixed two working days prior to each new interest period. CEB will inform the Borrower about the interest payable every [*number*] months. The interest payment will take place on [*day, month*]⁴ every year, and for the first time on [*date*]. The principal will be repaid in one lump sum on [*date*].}

All payments shall be made to the CEB's account according to the Payment Instructions (CEB) described above.

³ mention 4 dates for quarterly payments and 2 dates for semi-annual payments

⁴ mention 4 dates for quarterly payments and 2 dates for semi-annual payments

These provisions are subject to the agreement “Modified Following Business Day Convention”, the definition of which is to be found in the Framework Loan Agreement, signed between CEB and the Borrower on [date].

The present Disbursement shall enter into force upon signature by the CEB and the Borrower.

[City, date]

[City, date]

For [Borrower's name]

For the Council of Europe Development Bank

APPENDIX 3

MONITORING REPORTS (TEMPLATE)

APPENDIX 3a - NARRATIVE REPORT

F/P 1725 (2010) Partial financing of the extension and rehabilitation of the Zagreb Prison Summary of Project Status	
Estimated Total Eligible Project Cost (net of VAT and other taxes): 13.1 MEUR Approved CEB Loan Amount: 6.48 MEUR Max. % participation: 50%	<i>Objectives:</i> The project aims at extending the Zagreb prison in order to alleviate the current overcrowding; at the same time it will entail the rehabilitation of the existing building which has not had any major refurbishment since its construction in 1987.
% Disbursed as of [date] Average disbursement % per year: %	<i>Disbursement History (end of period)</i> <i>(Attached Updated Disbursement information)</i> Current (period) MEUR Projected (period) MEUR
Other planned financing sources: The Borrower: 6.62 MEUR	<i>Disbursement History (end of period)</i> <i>(Attached Updated Disbursement information)</i> Current (period) MEUR Projected (period) MEUR
Effective Completion Date:	<i>Implementing Agency:</i> A Project Implementation Unit (PIU) was set up within this

<p>Closing date: 30/06/2014 Years Under Implementation:</p>	<p>Directorate for the purpose of implementing the proposed project. A fully functional PIU with external experts in place according to CEB's recommendations is effective by [<i>Date</i>].</p>
---	--

Summary of Project Status:

The status of implementation to date is as follows:

- Location
- Scope
- Description of proposed works
- (b) **Project advancement:**
 - Land acquisition and preparation
 - Studies and Design
 - Works
 - Revised schedule/plan for the next reporting period (or until project end)
- (c) **Project Cost and Financing:**
 - Summary of Disbursement
 - Flow of Funds by Financing Source
 - Updated Summary of Expenditures occurred and paid
 - Future expenditures and total cost
- (d) **Achievements:**
 - Results achieved
 - Deviations
 - Problems encountered
- (e) **Procurement activities**
 - Procurement plan
 - Results of bids
 - Contracts execution
- (f) **Visibility**
 - (i) **CEB loan**
 - (Public announcements, construction site boards, media/newspaper articles: list of articles, source, dates, and page/s of articles that mention CEB and/or other partners; translation of articles that mention CEB and/or other partners from qualitative perspective)*

Project Specific Issues (if any)		
Staff issues (if any)		
Proposed Action Plan to solve issues (if any):		
Action	Responsible	Expected to be taken by [date]

APPENDIX 3b

TABLE 1 - COSTS

COSTS in HRK

COUNTRY: CROATIA

PROJECT: F/P 1725 (2010) - Extension and rehabilitation of the Zagreb Prison
(net of VAT and other taxes)

Date:

Description	Estimated Costs	Incurred Expenditure ^[1]			Future Expenditure ^[1]		TOTAL COST (C) = (A) + (B)	% SPENT	Modification Comments
		YEAR 1	YEAR 2	Total (A)	Until completion (B)	of which to be incurred in the current year			
I Annex Building	63.265.275								
II Reconstruction of Existing Building	14.097.095								
III Surveillance	3.219.300								
IV Equipment	6.827.689								
V Project Implementation Unit	6.842.243								
TOTAL	94.251.602								
Financing Sources									
CEB (50%)	47.125.801								
Government (50%)	47.125.801								

^[1] Please replace Year 1, Year 2, ... with the referenced year and adapt the columns following the annual expenditure.

Note: According to the Feasibility Report for the Project, total Eligible costs of the Project amount to HRK 95.089.600 (EUR 13.075.229). This amount includes EUR 115.229 (net of taxes) paid out of the State Budget funds (in 2009-2010) for the preparation of the Project Studies. Costs for the Project Studies are not going to be refinanced with CEB funds.

APPENDIX 3e

TABLE 3 – ACTIVITIES SHEDULE

ACTIVITIES SCHEDULE
DIAGRAM

COUNTRY: CROATIA

Date:

PROJECT: F/P 1725 (2010) - Extension and rehabilitation of the Zagreb Prison

Activity Description		2008				2009				2010				2011				2012				2013				% PROGRESS	COMMENTS	
		1	2	3	4	1	2	3	4	1	2	3	4	1	2	3	4	1	2	3	4	1	2	3	4			
Project Licences	<i>Original Work Schedule</i>																											
	<i>Revised Work Schedule</i>																											
Loan	<i>Original Work Schedule</i>																											
	<i>Revised Work Schedule</i>																											
Project Implementation Unit	<i>Original Work Schedule</i>																											
	<i>Revised Work Schedule</i>																											
Geomechanism	<i>Original Work Schedule</i>																											
	<i>Revised Work Schedule</i>																											
Environment Analysis	<i>Original Work Schedule</i>																											
	<i>Revised Work Schedule</i>																											
Construction Works	<i>Original Work Schedule</i>																											
	<i>Revised Work Schedule</i>																											
Supervision	<i>Original Work Schedule</i>																											
	<i>Revised Work Schedule</i>																											
Equipment Project	<i>Original Work Schedule</i>																											
	<i>Revised Work Schedule</i>																											
Equipment	<i>Original Work Schedule</i>																											
	<i>Revised Work Schedule</i>																											
Staff Employment	<i>Original Work Schedule</i>																											
	<i>Revised Work Schedule</i>																											
Re-Location of Prisoners	<i>Original Work Schedule</i>																											
	<i>Revised Work Schedule</i>																											

NB: Original Work schedule taken from the Feasibility Report attached to the Loan application.

APPENDIX 4

TECHNICAL INDICATORS

APPENDIX 4a - SECTOR INDICATORS

SECTOR INDICATORS


Appendix 4a

COUNTRY: CROATIA

Date:

PROJECT: F/P 1725 (2010) - Extension and rehabilitation of the Zagreb Prison

INDICATOR	UNIT	Situation before project financing	Project target (if available)	Project Outcome	COMMENTS
1. Capacity					
Total prison population in penal institutions	Total number of prison population				
	Number of sentenced				
	Number of pre-trial detainees				
	Number of prisoners per 1000 inhabitants				
	% of prison population with drug addiction				
	% of prison population undergoing drug addiction treatment				
Number of prison facilities throughout the country					
Total occupancy rate throughout the penitentiary sector					
2. Type of prison regime					
Closed	Number of places				
	Occupancy rate				
Semi-open	Number of places				
	Occupancy rate				
Open	Number of places				
	Occupancy rate				
Custody	Number of places				
	Occupancy rate				
3. Gender and age groups					
Male	% of total prison population				
Female	% of total prison population				
Juveniles female	% of total prison population				
Juveniles male	% of total prison population				
4. Type of sentence					
Sentenced up to six months	% of total sentenced prison population				
Sentenced up to one year	% of total sentenced prison population				
Sentenced more than one year but less than five	% of total sentenced prison population				
Sentenced five or more	% of total sentenced prison population				
Long term imprisonment	% of total sentenced prison population				
Recidivists	% of total sentenced prison population				
5. Type of crime					
Crimes against public order	% of total prison population				
Crimes against property	% of total prison population				
Crimes against life and body	% of total prison population				
Crimes against public finances, payment operations and the economy	% of total prison population				
6. Human resources					
Staff	Ratio Custodial Staff / Prisoner				
	Ratio Doctor / Prisoner				
	Ratio Medical Support Staff / Prisoner				
	Ratio Educators and Social Assistants / Prisoner				
	Ratio Psychologists / Prisoner				
7. Healthcare Expenditure					
Total Healthcare Expenditure	Per prisoner				
Prevalent disease	Deseases with highest incidence:				
	Type and percentage of population				
8. Financial Indicators					
Financial Analysis	State budget allocation per year to the penitentiary sector (breakdown per administrative area)				
	Total average expenditure per inmate in the last five years				

 To be filled in before first loan disbursement

 To be filled in at project completion

APPENDIX 4b – PROJECT INDICATORS

PROJECT PERFORMANCE

Appendix 4b

COUNTRY: CROATIA

Date:

PROJECT: F/P 1725 (2010) - Extension and rehabilitation of the Zagreb Prison


INDICATOR	UNIT	Situation before the project financing	Project target	Project Outcome	COMMENTS	
1. Capacity						
Cells	Single Accomodation	Number				
		Size (usable surface)				
	Multi Occupancy	Please enter the number of Multi-occupancy cells				
		Please enter the different capacity of multi occupancy cells				
		Size (usable surface)				
Visitors' regime	Pre-trial	Number				
	Isolation	Number				
	Prisoner occupancy rate	%				
	Family Visits	Please specify the type of space and frequency of visits				
	Conjugal Visits	Please specify the type of space and frequency of visits				
	Legal Counseling Visits	Please specify the type of space and frequency of visits				
2. Type of prison regime						
Closed	Number of places					
	Occupancy rate					
Semi-open	Number of places					
	Occupancy rate					
Open	Number of places					
	Occupancy rate					
Custody	Number of places					
	Occupancy rate					
3. Accomodation						
Type of sanitary facility	wash basin	Yes/No				
	toilet	Yes/No				
	shower	Yes/No				
	if common shower outside cell	number of shower per floor				
number of inmates per shower						
number of shower per week						
Ventilation	Type					
Heating system	Type					
Lightning	Type					
Windows	Number per cell					
	Size					
Provision of bed linen and covers by the Prison administration	Yes	If yes, how often				
	Non					
Type of furniture per cell	Fixed	Please specify type				
	Mobile	Please specify type				
	Space for storing and ranging personal belongings	Size and type				
Communication systems	Cell intercom	Yes				
		No				
4. Human Resources						
Staff prison	Administrative	Number				
	Security	Number				
	Educators	Number				
	Pedagogues	Number				
	Maintenance/Technician	Number				
	Other (kitchen, laundry)	Number				
	Pls specify the outsourcing or temporary employed (if any)					
Medical Staff	Doctors	Number				
		Full-time				
		Part-time				
		Demand-driven basis				
	Nurse	Number				
		Full-time				
		Part-time				
		Demand-driven basis				
	Assistant Nurses	Number				
		Full-time				
		Part-time				
		Demand-driven basis				
Psychologists	Number					
	Full-time					
	Part-time					
	Demand-driven basis					


5. Safety and Security						
Gatehouse	Common Entrance (Yes / No)					
	Type of Control mechanism	Scanning system (Yes / No)				
		Metal detector (Yes / No)				
	Separate Entrances:					
	Entrance for Prisoners (Yes / No)					
	Type of Control mechanism	Scanning system (Yes / No)				
		Metal detector (Yes / No)				
	Entrance for Personnel (Yes / No)					
	Type of Control mechanism	Scanning system (Yes / No)				
		Metal detector (Yes / No)				
Entrance for Visitors (Yes / No)						
Type of Control mechanism	Scanning system (Yes / No)					
	Metal detector (Yes / No)					
Administration and Admission	Electronic or Manual Registration (please specify):					
	Separate admission units (Men, Women and Juveniles)	Yes / No				
Control systems	Existence of video systems	Yes / No				
	if Yes	Inner circuit (yes / No)				
		Outer circuit (Yes / No)				
		integrated (Yes / No)				
	Video circuit	Type				
	Watchtowers (if any)	Number				
Control rounds	Number (day/night)					
Fire protection system	Fencing	Type				
	Fire security system	Please specify the type of fire security system: type of extinguishers, alarm system, sprinklers, etc.				
	Fire circuits	Type (Fire stairways, fire exits, ect.)				
	Fire hazard strategy (Staff trained)	Number				
6. Health care						
Health care facility	Existence of health care unit within the prison (Yes / No)					
	If Yes, specify type of health care facility					
Health care services provided inside the prison	Primary	Number of check-ups per year				
	Stomatology	Number of interventions per year				
	Dermatology	Number of treatments per year				
		Type				
	Drug/Alcohol addiction treatment	Provision of psychiatric drugs (Yes / No)				
		Methadon treatment (Yes/No)				
		If yes, number of patients receiving the methadon treatment				
	Minor Surgery	Number of interventions per year				
		Type				
	Number of acute care beds					
Bed occupancy rate	%					
Other type of beds						
Average length of stay	Number of days					
Health care services provided outside the prison	Transfers to other health care facilities (Yes /No)					
	If yes, number of transfers per year					
	Distance to nearest hospital	Number of kms				
7. Sport & Recreation						
In-door facilities	m2/ type					
Out-door facilities	m2/ type					
Access to sport/recreation	Number of hours per day per prisoners' category					
	Number of hours per week per prisoners' category					
	Common activity rooms	Yes/No				
If yes: type and number						

8. Kitchen facility						
Kitchen facilities	m2					
Capacity	Number of meals per day					
	Number of staff					
	% Inmates within the staff					
Storage	Storage space m2					
	Number of refrigerators, type and capacity					
	Existence of cold rooms for vegetable, meat smoked and cured meat, milk, milk products and beverages					
Food handling	Worktops/tables for meats	Number				
	Worktops/tables for vegetables	Number				
	Worktops/tables for fish	Number				
Kitchen equipment	Sinks: number and type					
	Electric cooking (Yes/No)					
	Gas cooking (Yes/No)					
	If yes, specify type (gas convection, steam oven, etc.)					
	Friers (yes/no)					
	If yes, how many					
	Potato/carrot peeler (yes/no)					
	Bread slicing machine (Yes/no)					
	Food scale (Yes/No)					
	Refrigerators: how many					
	Kitchen carts (Yes/No)					
	If yes, specify number:	kitchen cart with warm water tank for food portioning				
		kitchen cart with cooled water tank for food portioning				
		closed kitchen cart for food distribution				
Dishwashers: number and capacity per dishwasher						
Hard surface cleaners (Yes/No)						
9. Laundry						
Laundry facilities	m2					
	Number of washing machines and capacity per washing machine					
	Number of dry machines and capacity per dry machine					
	Number of ironing machines					
	Number of trolleys for clean and dirty					
	Storage and ranging space for linen (Yes/No)					
Capacity	Number of washed/dried units of bed clothes per week					
	Number of staff					
	% Inmates within the staff					
10. Working activities						
Workshops	Number and type					
	Number of inmates attending the workshops					
	Frequency of activities per week					
Farm Production	Crop production (Yes/No)					
	If yes: type, extension and quantity of production					
	Vegetable garden for prison consumption (Yes/No)					
	If yes: type and quantity of production					
	Animal farming (Yes/No)					
If yes: type and quantity of production						
Access to food production activities	Number of inmates working					
Access to outsourced working activities (agreement with external public or private firms)	Number of inmates working					
	Number of working hours and days per week and per inmate					
	Type of contract and remuneration perceived per inmate					
11. Education activities						
Access to formal education	Type and level of education offered (primary, secondary, higher)					
	Prison population requesting education activities	% of the total prison population				
	Education activities provided	% of the total prison population				
Access to other levels of vocational trainings/courses	Number and types of trainings/courses					
	Prison population requesting vocational training	% of the total prison population				
	Vocational training provided	% of the total prison population				

12. Waste treatment						
Communal Waste	Generated Waste produced per month of which:					
	Waste Processed/selected on site	Yes/No				
	If yes, specify treatment procedure applied					
	Waste Externally Processed	Yes/No				
	If yes, specify treatment procedure utilised					
Medical Waste (from the Health care section)	Medical waste per category ^[1] (kg/tones produced per month per category)					
	Waste Processed on site	Yes/No				
	If yes, Specify treatment procedure applied					
	Waste Externally Processed	Yes/No				
	If yes, Specify treatment procedure applied					
Other type of waste (i.e farming/agriculture activities, workshops)	Waste Processed on site	Yes/No				
	If yes, Specify treatment procedure applied					
13. Financial Indicators						
Financial Analysis	State budget allocation per year					
	Prison own incomes (specify,if any)					
	Total expenditure per capita per month/year					
	Prison operational costs per year (salaries, utilities, maintenance, etc.)					

[1] Category of waste: Infectious waste, Pathological waste, Pharmaceutical waste, Chemical waste, Sharps, Pressurised containers

 To be filled in before first loan disbursement

 To be filled in at project completion